



Add extraction to your Square Lite with the Hydrovac Pro!
Hydrovac Pro - SS HPS18
 • 2 Gallon Solution Tank - Delivers the right amount of water or chemical for thorough cleaning.
 • 2.5 Gallon Recovery Tank - Collects dirty solution with ease, keeping your workspace clean and dry.
 • 24" Squeegee - Provides wide coverage for faster, streak-free recovery. **Not for chemical stripping, dry stripping or sanding.**

Maintenance Schedule

Prior to use (daily)

- Check AC power cord. DO NOT operate equipment if AC power cord is cut, frayed, or if ground is missing.
- Check grip face and driver pad. Inspect for wear/debris.
- Clean excess build-up on machine and between the driver plate and machine base.

After use (daily)

- Clean pad and base plate assembly. Remove or replace pad as needed.
- Inspect grip face for wear. Remove debris between grip face and base plate.
- Wipe entire unit with a damp microfiber cloth.
- Make certain a pad is placed on the grip face.

Weekly Preventative Maintenance

- Check grip face for wear.
- Use a vacuum to clean away debris build-up around base plate.

Annually

- Replace ALL isolators.
- Bearing assembly should be replaced as needed. Replace isolators when replacing the bearing.

Quick Start Guide

Scan the QR code to learn more



196 CR 702
 Jonesboro, AR 72405
 800-557-6822
 squarescrub.com


The owners manual QR code can also be found on the motor of the Pivot.



1


QUICK START GUIDE

Square Lite



Make certain a pad is between the grip face and the floor.

2



Determine what pad to use. Tilt the machine back and place on top.

3




Adjust the height of the handle using the lever at the base of the handle.

4



Plug in the power cord.

5



Squeeze the handle trigger on either side to operate the Square Lite.


6



Replace dirty pad after use with a clean driver pad and wipe down the machine.



Shop Pads



Blue Tile & Grout




Blue Driver



White Driver



Red Driver




Microfiber



Carpet



Clean LVT



Clean Tile & Grout



Clean Concrete