



Use Wet



Use Dry




Can Use Chemical



Use Weights



Use Driver Pad



Clean Glossy Surfaces

- Use non-abrasive pads to avoid scratching or dulling the glossy surface
- Keep pad wet / saturated




20" SS P1420WHT
28" SS P1428WHT

White Pad

- Used for very light cleaning
- Use with glossy floor surfaces
- Use with water

NO
DRIVER PAD
NEEDED



Light Cleaning/Buffering

- Residue build-up such as foot traffic or spills on hard surfaces
- Use a Red Driver Pad to clean



20" SS P1420RED
28" SS P1428RED

Red Driver Pad

- Primarily used as a driver pad
- Can do light cleaning on a variety of hard surfaces
- Less abrasive than a Blue Pad
- Use with water or chemical

NO
DRIVER PAD
NEEDED



Light Cleaning

- Residue build-up such as foot traffic or spills on hard surfaces
- Use a Blue Driver Pad to clean



20" SS P1420BLU
28" SS P1428BLU

Blue Driver Pad


- Primarily used as a driver pad
- Can do light cleaning on a variety of hard surfaces
- More abrasive than a Red Pad
- Use with water or chemical

NO
DRIVER PAD
NEEDED



Rubber Flooring

- Residue build-up can darken rubberized flooring
- Use a melamine pad to clean
- Keep pad wet / saturated




20" SS P1420XTRACT
28" SS P1428XTR

Xtract / Xtreme Melamine Pad


- Used for cleaning scuff marks, rubber floors, gym floors, VCT, terrazzo, polished concrete and more
- Keep pad wet / saturated

NO
DRIVER PAD
NEEDED



Cleaning Carpet

- Use the Microfiber Cleaning Pad
- Use with encapsulating carpet cleaner (SS EBG-ECC)



20" SS P1420CB
28" SS P1428CB

Microfiber Cleaning Pad


- Cleans spills and tracked in dirt from outside
- Use with encapsulating carpet cleaner (SS EBG-ECC)

NO
DRIVER PAD
NEEDED



Cleaning Tile & Grout

- Grout lines get filled with biofilm build-up
- Use Blue 3D Scrub pad to remove build-up
- Just add water



20" SS P1420TGB
28" SS P1428TGB

Blue 3D Scrub Pad


- Used for any surface with depth
- Works on tile & grout, LVT, concrete and more
- Provides deep cleaning w/o being abrasive

NO
DRIVER PAD
NEEDED



Cleaning LVT

- Textured LVT gets filled with biofilm build-up
- Use Blue 3D Scrub pad to remove build-up
- Just add water



20" SS P1420TGB
28" SS P1428TGB

Blue 3D Scrub Pad

- Used for any surface with depth
- Works on tile & grout, LVT, concrete and more
- Provides deep cleaning w/o being abrasive

NO
DRIVER PAD
NEEDED





PIVOT (EBG-20/C & EBG-28) Pads and Uses



Use Wet



Use Dry



Can Use
Chemical



Use Weights



Use
Driver Pad



Dry Finish Removal VCT

- Use a SQP pad to remove layers of finish
- Use an autoscrubber to pick up dry finish dust
- **Always use a Driver Pad to protect the grip face**



20" SS P1420SQP
28" SS P1428SQP

SQP Pad

- Used for dry floor finish removal (VCT)
- **Always use with White Driver pad to protect the grip face**

White Driver Pad



20" SS P1420DRIVER
28" SS P1428DRIVER



Chemical Stripping VCT

- Use a SHO or a Titan pad
- Titan pads are more abrasive than SHO
- **Always use a Driver Pad to protect the grip face**



20" SS P1420SHO
28" SS P1428SHO


SHO Pad

- Used for chemical stripping VCT
- **Always use with White Driver pad to protect the grip face**

White Driver Pad



20" SS P1420DRIVER
28" SS P1428DRIVER



Chemical Stripping VCT

- Use a SHO or a Titan pad
- Titan pads are more abrasive than SHO
- **Always use a Driver Pad to protect the grip face**



20" SS P1420TITAN
28" SS P1428TITAN


Titan Pad

- Used for chemical stripping VCT
- Titan is more abrasive than SHO
- **Always use with White Driver pad to protect the grip face**


White Driver Pad



20" SS P1420DRIVER
28" SS P1428DRIVER



Placing a driver pad and an abrasive pad on the PIVOT



Tilt the machine on its back.
Always have a pad on the machine
to protect the grip face.



Place the pad onto the grip face.



Place the pad against the wall, then tilt
the machine back and place it on the pad.



Request a Demo!



PIVOT Owner's Manual